

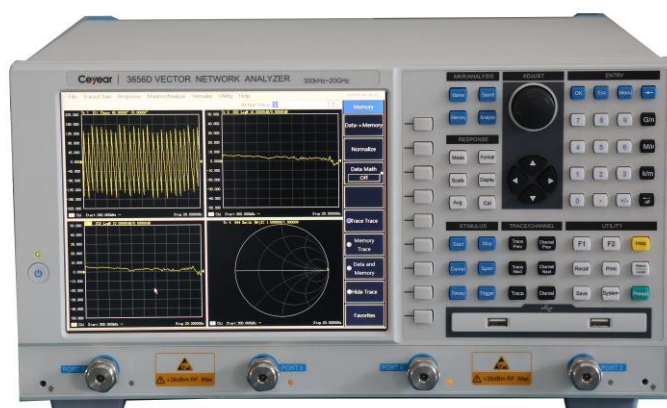


# 3656A/BA/B/D

## Vector Network Analyzer

(100kHz~3GHz/6.8GHz/8.5GHz/

300kHz ~ 20 GHz)



**Ceyear Technologies Co., Ltd.**



ООО «4ТЕСТ»  
Телефон: +7 (499) 685-4444  
info@4test.ru  
www.4test.ru

## Product Overview

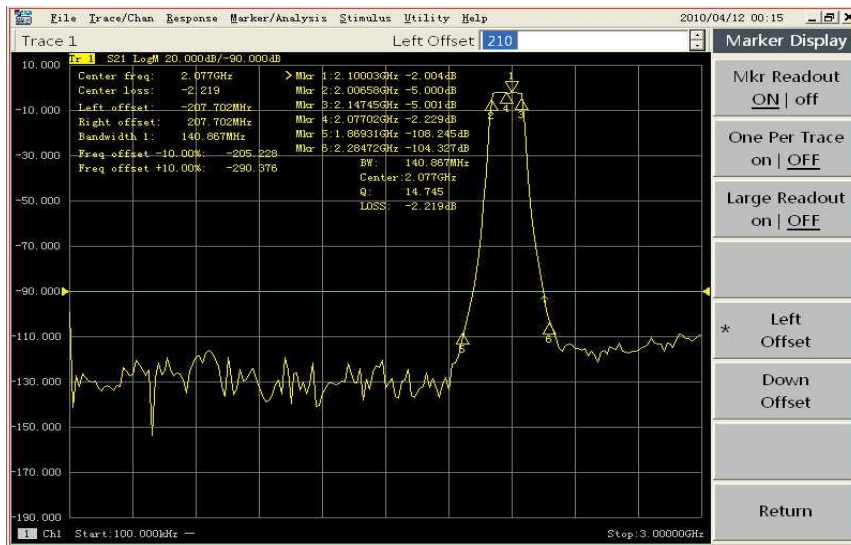
3656A/BA//B/D vector network analyzer is applicable to fields of radio communications, cable TV, teaching and automotive electronics etc. It can be used for performance measurement of RF components such as filter, amplifier, antenna, cable, and cable television sub connectors etc. It adopts Windows operating system, and has functions of error calibration, time domain and fixture simulator; It supports multiple display formats such as logarithmic amplitude, linear amplitude, standing wave, phase, group delay, Smith chart and polar coordinates etc.; It provides multiple calibration types including frequency response, single port, response isolation, enhanced response and full dual-port, rapid SOLT calibration and electrical calibration; It is capable of multi-channel and multi-window display; It is designed with USB interface, LAN interface, GPIB interface and VGA interface. It can rapidly and accurately measure the amplitude, phase and group delay characteristics of the DUT S-parameter, with efficient and powerful error correction capability.

## Main Features

- Dynamic range up to 125dB; accurate measurement on high rejection ratio devices
- 75Ω test port impedance option of 3656A for cable TV components measurement
- 3656A/B/D provide 4-port option which can accomplish all 16 S parameters test of 4-port net by a single connection
- Ultra-low trace noise which provide higher test accuracy
- Up to 64 independent measuring channels that can implement complex testing schemes rapidly
- Powerful data analysis functions, such as ripple test, bandwidth test and limit test, convenient for user to judge the conformity and improves the test efficiency
- Time domain analysis function as the standard configuration
- Fixture simulator can simulate various R&D situations to rapidly get the real-time test results
- LAN and GPIB interface, capable of remote control and system interconnection, 4 USB interfaces

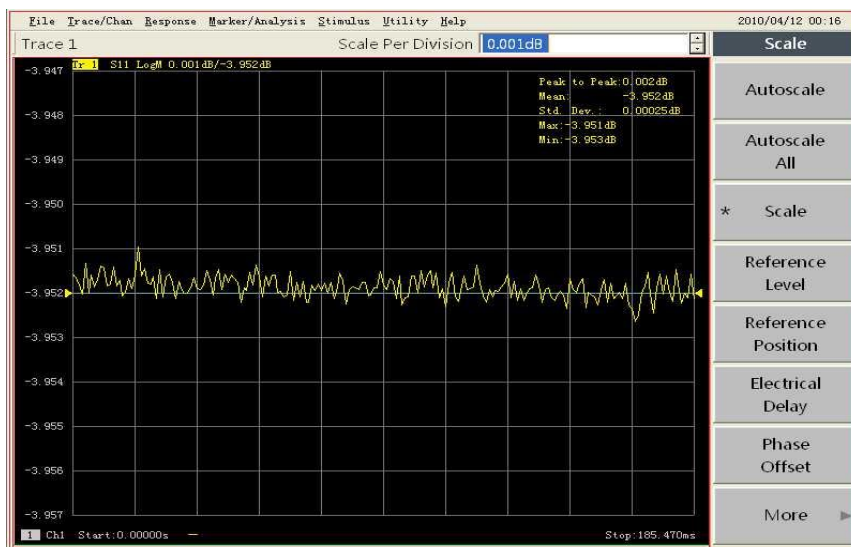
## Wide dynamic range

With dynamic range up to 125dB (IFBW=10Hz), 3656A/B/D is capable of accurate measurement on devices with high rejection ratio.



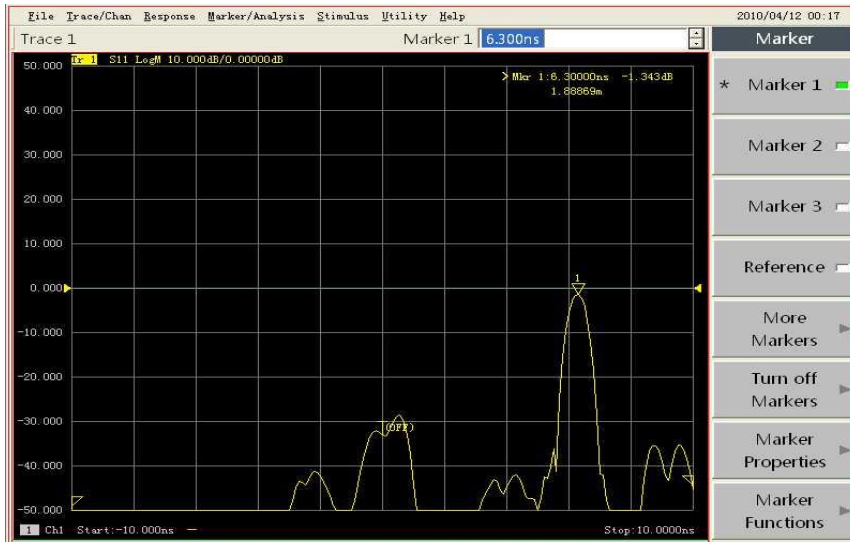
## Ultra -low trace noise

Trace noise of 3656A/BA/B/D is ultra-low, which minimizes measurement error.



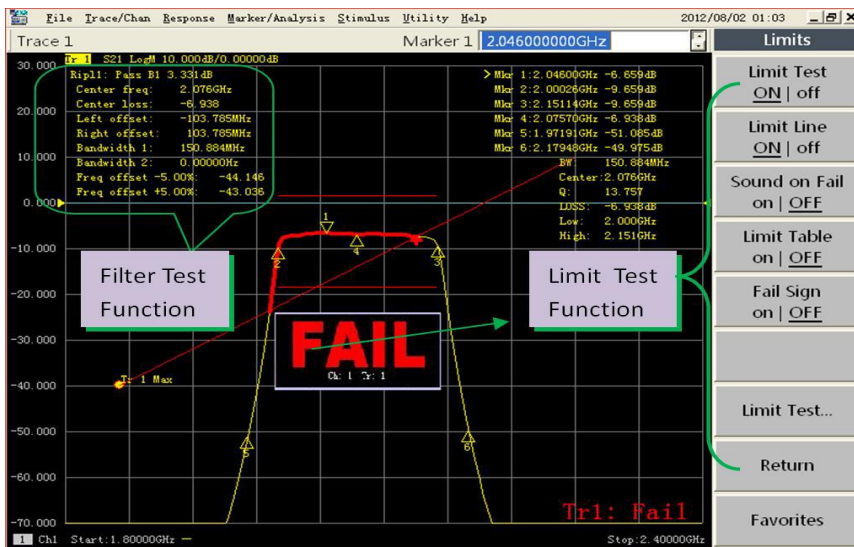
## Time-domain analysis function

The analyzer can conduct time-domain measurement on DUT via time-domain software so as to comprehensively test the performance indicators of DUT, such as cable fault location and length measurement.



### Powerful data analysis function

It has analysis functions such as limit test, ripple test and bandwidth test, filter automatic statistics etc., which can clearly test the loss, ripple and rejection and help for conduct hopping filter debugging.

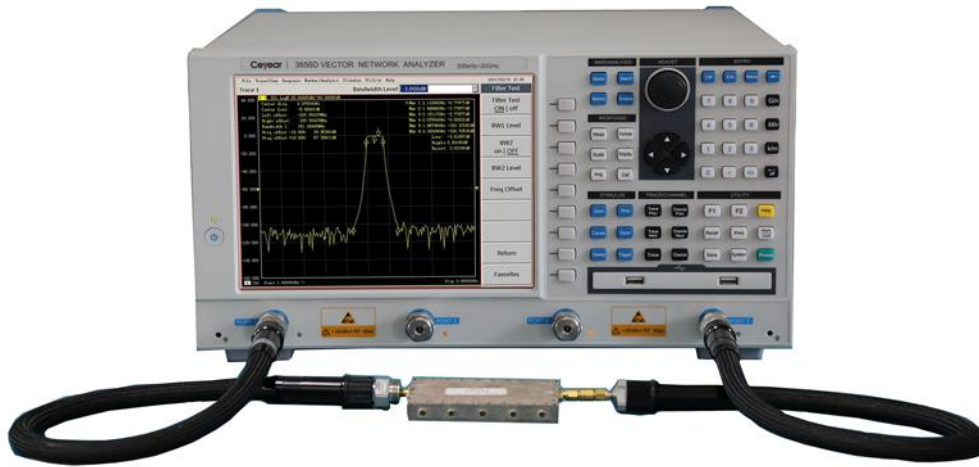


## Typical Applications

### Production test of mobile communication products


The frequency range of 3656A/BA//B/D vector network analyzer can meet the demand of production test on mobile communication products. It has advantages of high sweep speed, wide dynamic range and compact size which is very suitable for the test of mass production in factories.

3656A/B/D can be applied to the test of RF components such as filter, amplifier, antenna and cables. The 75Ω test assembly of 3656A is also available for performance test of CATV devices.



### Test of passive multi-port device and balanced device

3656A/BA/B/D VNA provide 4-port test functions. It can test the whole 16 S parameters of 4-port network via one single connection, thus is very suitable for the mass production test of multi-port devices in factories. It has balanced parameter test function: after the full 3-port or full 4-port calibration using 3 or 4 test ports, choose the corresponding operation mode (single port-balanced network, single port-single port-balanced network, balanced-balanced network), then you can gain the mixed S-parameters of balanced devices.



## 3656A Technical Specifications:

Parameters	3656A		
Frequency range	100kHz ~ 3GHz		
Frequency resolution	1Hz		
Frequency accuracy	$\pm 5 \times 10^{-6} (23^\circ\text{C} \pm 3^\circ\text{C})$		
System dynamic range		(10Hz)	(3kHz)
	100kHz~1MHz	90dB	60dB
	1MHz~10MHz	110 dB	80 dB
	10MHz~3GHz	125dB	95dB
Reflection tracking	100kHz~10MHz	$\pm 0.030\text{dB}$	
	10MHz~3GHz	$\pm 0.020\text{dB}$	
Transmission tracking	100kHz~10MHz	$\pm 0.030\text{dB}$	
	10MHz~3GHz	$\pm 0.020\text{dB}$	
Effective directivity	100kHz~10MHz	49 dB	
	10MHz~3GHz	46 dB	
	100kHz~10MHz	49dB (option H01)	
	10MHz~3GHz	46dB (option H01)	
Effective source match	100kHz~10MHz	44dB	
	10MHz~3GHz	40dB	
	100kHz~10MHz	43dB (option H01)	
	10MHz~3GHz	21dB (option H01)	
Effective load match	100kHz~10MHz	49 dB	
	10MHz~3GHz	46 dB	
	100kHz~10MHz	48dB (option H01)	
	10MHz~3GHz	41dB (option H01)	
Test points	1 to 16001		
IF bandwidth	Min. 1Hz; Max. 5MHz, in 1, 2, 3, 5, 7 step		
Port connector type	Type-N (female), 50-ohm system impedance		
	Type-N (female), 75-ohm system impedance (3656-H01)		
Number of test ports	2		
Number of test	4		

receivers	
Reference level amplitude setting	Setting range: $\pm 500\text{dB}$ Setting resolution: 0.001dB
Reference phase setting	Setting range: $\pm 500^\circ$ Setting resolution: 0.01 $^\circ$
Time-base reference output	Output frequency: 10MHz
Digital interface	GPIB, USB, Ethernet interface and VGA display interface
Operation system	Windows XP
Display	10.4-inch high brightness LCD
Test domain	Frequency domain, Time domain
Dimensions	435 $\times$ 233 $\times$ 348 (W $\times$ H $\times$ D) (including foot pad, foot, lateral stripping, input and output port)
Power consumption	150W
Power supply	50Hz single phase 220V or 50Hz/60Hz single phase 110V AC
Weight	16kg

### 3656BA/B Technical Specifications:

Parameters	3656BA	3656B																														
Frequency range	100kHz ~ 6.8GHz	100kHz ~ 8.5GHz																														
Frequency resolution	1Hz	1Hz																														
Frequency accuracy	$\pm 5 \times 10^{-6} (23^\circ\text{C} \pm 3^\circ\text{C})$	$\pm 5 \times 10^{-6} (23^\circ\text{C} \pm 3^\circ\text{C})$																														
System dynamic range	<table border="0"> <tr> <td></td> <td>(10Hz)</td> <td>(3kHz)</td> </tr> <tr> <td>100kHz~20MHz</td> <td>110dB</td> <td>80dB</td> </tr> <tr> <td>20MHz~3GHz</td> <td>125 dB</td> <td>95dB</td> </tr> <tr> <td>3GHz~6GHz</td> <td>123dB</td> <td>93dB</td> </tr> <tr> <td>6GHz~6.8GHz</td> <td>118dB</td> <td>88dB</td> </tr> </table>		(10Hz)	(3kHz)	100kHz~20MHz	110dB	80dB	20MHz~3GHz	125 dB	95dB	3GHz~6GHz	123dB	93dB	6GHz~6.8GHz	118dB	88dB	<table border="0"> <tr> <td></td> <td>(10Hz)</td> <td>(3kHz)</td> </tr> <tr> <td>100kHz~20MHz</td> <td>110dB</td> <td>80dB</td> </tr> <tr> <td>20MHz~3GHz</td> <td>125 dB</td> <td>95 dB</td> </tr> <tr> <td>3GHz~6GHz</td> <td>123dB</td> <td>93dB</td> </tr> <tr> <td>6GHz~8.5GHz</td> <td>118dB</td> <td>88dB</td> </tr> </table>		(10Hz)	(3kHz)	100kHz~20MHz	110dB	80dB	20MHz~3GHz	125 dB	95 dB	3GHz~6GHz	123dB	93dB	6GHz~8.5GHz	118dB	88dB
	(10Hz)	(3kHz)																														
100kHz~20MHz	110dB	80dB																														
20MHz~3GHz	125 dB	95dB																														
3GHz~6GHz	123dB	93dB																														
6GHz~6.8GHz	118dB	88dB																														
	(10Hz)	(3kHz)																														
100kHz~20MHz	110dB	80dB																														
20MHz~3GHz	125 dB	95 dB																														
3GHz~6GHz	123dB	93dB																														
6GHz~8.5GHz	118dB	88dB																														
Reflection track	<table border="0"> <tr> <td>100kHz~3GHz</td> <td><math>\pm 0.030\text{dB}</math></td> </tr> <tr> <td>3GHz~6GHz</td> <td><math>\pm 0.040\text{dB}</math></td> </tr> <tr> <td>6GHz~6.8GHz</td> <td><math>\pm 0.050\text{dB}</math></td> </tr> </table>	100kHz~3GHz	$\pm 0.030\text{dB}$	3GHz~6GHz	$\pm 0.040\text{dB}$	6GHz~6.8GHz	$\pm 0.050\text{dB}$	<table border="0"> <tr> <td>100kHz~3GHz</td> <td><math>\pm 0.030\text{dB}</math></td> </tr> <tr> <td>3GHz~6GHz</td> <td><math>\pm 0.040\text{dB}</math></td> </tr> <tr> <td>6GHz~8.5GHz</td> <td><math>\pm 0.050\text{dB}</math></td> </tr> </table>	100kHz~3GHz	$\pm 0.030\text{dB}$	3GHz~6GHz	$\pm 0.040\text{dB}$	6GHz~8.5GHz	$\pm 0.050\text{dB}$																		
100kHz~3GHz	$\pm 0.030\text{dB}$																															
3GHz~6GHz	$\pm 0.040\text{dB}$																															
6GHz~6.8GHz	$\pm 0.050\text{dB}$																															
100kHz~3GHz	$\pm 0.030\text{dB}$																															
3GHz~6GHz	$\pm 0.040\text{dB}$																															
6GHz~8.5GHz	$\pm 0.050\text{dB}$																															
Transmission track	<table border="0"> <tr> <td>100kHz~3GHz</td> <td><math>\pm 0.030\text{dB}</math></td> </tr> <tr> <td>3GHz~6GHz</td> <td><math>\pm 0.040\text{dB}</math></td> </tr> <tr> <td>6GHz~6.8GHz</td> <td><math>\pm 0.050\text{dB}</math></td> </tr> </table>	100kHz~3GHz	$\pm 0.030\text{dB}$	3GHz~6GHz	$\pm 0.040\text{dB}$	6GHz~6.8GHz	$\pm 0.050\text{dB}$	<table border="0"> <tr> <td>100kHz~3GHz</td> <td><math>\pm 0.030\text{dB}</math></td> </tr> <tr> <td>3GHz~6GHz</td> <td><math>\pm 0.040\text{dB}</math></td> </tr> <tr> <td>6GHz~8.5GHz</td> <td><math>\pm 0.050\text{dB}</math></td> </tr> </table>	100kHz~3GHz	$\pm 0.030\text{dB}$	3GHz~6GHz	$\pm 0.040\text{dB}$	6GHz~8.5GHz	$\pm 0.050\text{dB}$																		
100kHz~3GHz	$\pm 0.030\text{dB}$																															
3GHz~6GHz	$\pm 0.040\text{dB}$																															
6GHz~6.8GHz	$\pm 0.050\text{dB}$																															
100kHz~3GHz	$\pm 0.030\text{dB}$																															
3GHz~6GHz	$\pm 0.040\text{dB}$																															
6GHz~8.5GHz	$\pm 0.050\text{dB}$																															

Effective directivity	100kHz~3GHz	46dB	100kHz~3GHz	46dB
	3GHz~6GHz	40dB	3GHz~6GHz	40dB
	6GHz~6.8GHz	38dB	6GHz~8.5GHz	38dB
Effective source match	100kHz~3GHz	36dB	100kHz~3GHz	36dB
	3GHz~6GHz	35dB	3GHz~6GHz	35dB
	6GHz~6.8GHz	33dB	6GHz~8.5GHz	33dB
Effective load match	100kHz~3GHz	44dB	100kHz~3GHz	44dB
	3GHz~6GHz	40dB	3GHz~6GHz	40dB
	6GHz~6.8GHz	36dB	6GHz~8.5GHz	36dB
Test points	1 to 16001			
IF bandwidth	Min. 1Hz; Max. 5MHz, in 1, 2, 3, 5, 7 steps			
Port connector type	Type-N (female), 50-ohm system impedance			
Number of test ports	2			
Number of test receivers	4			
Reference level amplitude setting	Setting range: $\pm 500$ dB			
	Setting resolution: 0.001dB			
Reference phase setting	Setting range: $\pm 500^\circ$			
	Setting resolution: 0.01 $^\circ$			
Time-base reference output	Output frequency: 10MHz			
Digital interface	GPIB, USB, Ethernet interface and VGA display interface			
Operation system	Windows XP			
Display	10.4-inch high brightness LCD			
Test domain	Frequency domain, Time domain			
Dimensions	436×236.5×345 (W×H×D) (including foot pad, foot, lateral stripping, input and output port)			
Power consumption	150W			
Power supply	50Hz single phase 220V or 50Hz/60Hz single phase 110V AC			
Weight	16kg			



## 3656D Technical Specifications:

Parameters	3656D		
Frequency range	300kHz ~ 20GHz		
Frequency resolution	1Hz		
Frequency accuracy	$\pm 1 \times 10^{-6} (23^{\circ}\text{C} \pm 3^{\circ}\text{C})$		
System dynamic range IF bandwidth(10Hz)	Frequency range	2-port	4-port
	300kHz~100MHz	95dB	90 dB
	100MHz~1GHz	110dB	100 dB
	1GHz~6GHz	120dB	115 dB
	6GHz~8GHz	117dB	110 dB
	8GHz~10GHz	115dB	105 dB
	10GHz~15GHz	110dB	100 dB
	15GHz~20GHz	100dB	90 dB
Reflection tracking	300kHz~10MHz	$\pm 0.030\text{dB}$	
	10MHz~3GHz	$\pm 0.040\text{dB}$	
	3GHz~20GHz	$\pm 0.050\text{dB}$	
Transmission tracking	300kHz~10MHz	$\pm 0.030\text{dB}$	
	10MHz~3GHz	$\pm 0.040\text{dB}$	
	3GHz~6GHz	$\pm 0.100\text{dB}$	
	6GHz~20GHz	$\pm 0.150\text{dB}$	
Effective directivity	300kHz~10MHz	46dB	
	10MHz~3GHz	42dB	
	3GHz~6GHz	38dB	
	6GHz~20GHz	36dB	
Effective source match	300kHz~10MHz	37dB	
	10MHz~3GHz	37dB	
	3GHz~6GHz	31dB	
	6GHz~20GHz	28dB	
Effective load match	300kHz~10MHz	44dB	
	10MHz~3GHz	42dB	
	3GHz~6GHz	38dB	
	6GHz~20GHz	36dB	
Test points	1 to 16001		
IF bandwidth	Min. 1Hz; Max. 5MHz, in 1, 2, 3, 5, 7 steps		
Port connector	3.5mm (male), 50-ohm system impedance		

type	
Number of test ports	2/4
Number of test receivers	2/4
Reference level amplitude setting	Setting range: $\pm 500\text{dB}$ Setting resolution: 0.001dB
Reference phase setting	Setting range: $\pm 500^\circ$ Setting resolution: 0.01°
Time-base reference output	Output frequency: 10MHz
Digital interface	GPIB, USB, Ethernet interface and VGA display interface
Operation system	Windows XP
Display	10.4-inch high brightness LCD
Test domain	Frequency domain, Time domain
Dimensions	436×236.5×410 (W×H×D) (including foot pad, foot, lateral stripping, input and output port)
Power consumption	150W
Power supply	50Hz single phase 220V or 50Hz/60Hz single phase 110V AC
Weight	19.5kg

### Ordering Information:

Main unit	Description
3656A	Vector Network Analyzer(100kHz-3GHz)
3656BA	Vector Network Analyzer(100kHz-6.8GHz)
3656B	Vector Network Analyzer(100kHz-8.5GHz)
3656D	Vector Network Analyzer(100kHz-20GHz)

## 3656A Ordering Information:

### ●Main Unit: 3656A Vector Network Analyzer

	No.	Standard Configuration/Option
Standard Configuration	1	Power cord ,1 piece
	2	USB mouse, 1 piece
	3	Quick start guide, 1 piece
	4	Certificate of conformity, 1 piece
Option	3656-H01	75Ω port impedance system Notes: After choosing this option, the main unit will not have 50Ω port impedance system
	3656-H02	Type-N testing cable (GORE-OSZKUZKU0240, dual male, 60cm)
	3656-H03	Type-N testing cable (GORE-OSZKUZKV0240, female male, 60cm)
	3656-H04	English options (Button, front panel, label) Notes: After choosing this option, the main unit will not have Chinese button, front panel, label
	3656-H05	20205 Type-N calibration kit (DC~3GHz)
	3656-H06	20204 Type-N 75Ω calibration kit
	3656-H07	Economical stable phase testing cable CETC41-N/J.SMA/J.197C-800(N to 3.5mm connector, dual male, 80cm)
	3656-H08	Economical stable phase testing cable CETC41-N/J. N/K.197C-800(N type connector, female-male, 80cm)
	3656-H09	Economical stable phase testing cable CETC41-N/J. N/J.197C-800(N type connector, dual male, 80cm)
	3656-H10	75Ω testing cable 24-0800-51M1-51M1
	3656-H11	20402 Electronic calibration kit (300kHz~18GHz, Type-N (female-male), 2-port)
	3656-H12	20403 Electronic calibration kit (10MHz~26.5GHz, 3.5mm (female-male), 2-port)
	3656-H13	20405 Electronic calibration kit (10MHz~20GHz, 3.5mm (female), 4-port)
	3656-H14	3656 series user manuals in Chinese
	3656-H15	3656 series user manuals in English
3656-H16	Aluminum alloy transportation case	
3656-H17	Front panel jumper (Supports 4-port extension and receiver through test)	
	3656-H19	Rackmount kit, easy to build system

## 3656B Ordering Information

### ●Main Unit: 3656B Vector Network Analyzer

	No.	Standard Configuration/Option
Standard Configuration	1	Power cord ,1 piece
	2	USB mouse, 1 piece
	3	Quick start guide, 1 piece
	4	Certificate of conformity, 1 piece
Option	3656-H02	Type-N testing cable (GORE-OSZKUZKU0240, dual male, 60cm)
	3656-H03	Type-N testing cable (GORE-OSZKUZKV0240, female-male, 60cm)
	3656-H07	Economical stable phase testing cable CETC41-N/J.SMA/J.197C-800(Type-N to 3.5mm connector, dual male, 80cm)
	3656-H08	Economical stable phase testing cable CETC41-N/J. N/K.197C-800(Type-N connector, female-male, 80cm)
	3656-H09	Economical stable phase testing cable CETC41-N/J. N/J.197C-800(Type-N connector, dual male, 80cm)
	3656-H11	20402 Electronic calibration kits (300kHz~18GHz, Type-N (female-male), 2 port)
	3656-H12	20403 Electronic calibration kits (10MHz~26.5GHz, 3.5mm (female-male) , 2 port)
	3656-H13	20405 Electronic calibration kits (10MHz~20GHz, 3.5mm (female) , 4 port)
	3656-H14	3656 series user manuals in Chinese
	3656-H15	3656 series user manuals in English
	3656-H16	Aluminum transportation case
	3656-H19	Rackmount kit, Easy to build system
	3656-H20	English options (Button, front panel, label) Notes: After choosing this option, the main unit will not have Chinese button, front panel, label
	3656-H21	20201 Type-N calibration kit (DC~9GHz)
	3656-H22	20202 3.5mm calibration kit (DC~9GHz)
	3656-H23	32111 waveguide calibration kit (1.72~2.61GHz)
	3656-H24	32112 waveguide calibration kit (2.60~3.95GHz)
	3656-H25	32113 waveguide calibration kit (3.94~6.00GHz)
	3656-H26	32114 waveguide calibration kit (4.64~7.05GHz)
	3656-H27	32115 waveguide calibration kit (5.88~8.17GHz)
3656-H28	32116 waveguide calibration kit (7.00~10.0GHz)	
3656-H29	Front panel jumper (Supports 4-port extension and receiver through test)	
	3656-S01	Production test software (optional for 3656B vector network analyzer)

## 3656D Ordering Information

### ●Main Unit: 3656D Vector Network Analyzer

	No.	Standard Configuration/Option
Standard Configuration	1	Power cord ,1 piece
	2	USB mouse, 1 piece
	3	Quick start guide, 1 piece
	4	Certificate of conformity, 1 piece
Option	3656-H12	20403 Electronic calibration kits
	3656-H13	20405 Electronic calibration kits
	3656-H14	3656 series user manuals in Chinese
	3656-H15	3656 series user manuals in English
	3656-H19	Rackmount kit
	3656-H30	31121 3.5mm calibration kits
	3656-H31	87308 3.5NMD/3.5mm-KJ testing cable
	3656-H32	87308A 3.5NMD/3.5mm-KK testing cable
	3656-H33	FB0HA0HB025.0 3.5mm GORE testing cable
	3656-H34	FB0HA0HC025.0 3.5mm GORE testing cable
	3656-H35	English options (Button, front panel, label) Notes: After choosing this option, the main unit will not have Chinese button, front panel, label
	3656-H36	20GHz 4-port option
	3656-H37	20GHz 4-port English option
	3656-H38	Aluminum transportation case

**Ceyear**  
**Focus on Measurement**  
**Explore the Future**

**4TECT**  
 ООО «4TECT»  
 Телефон: +7 (499) 685-4444  
 info@4test.ru  
 www.4test.ru